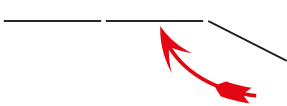
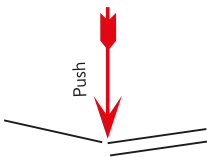



# Maintenance & Operation Manual

## Opening Operation

<p>1</p>  <p>Fold traffic door back onto the magnets on the next adjacent panel.</p>	<p>2</p>  <p>Unlock shoot bolts using handle. Push or pull panels to begin to fold the doors.</p>	<p>3</p>  <p>Repeat step 2 with the remaining panels. Continue sliding the panels until door is completely open.</p>
---	--	---

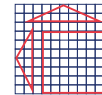
When closing: First close and lock all intermediate panels. Close the traffic door last. Never use the traffic door or lever-lever handle to drag the bifold closed.

**If you have a key locking T-Handle**  
Before operating, you must unlock the handle with the key. Insert the key and turn anti-clockwise 180°.

## Maintenance

- Keep debris or obstacles out of the rollers as this may damage the mechanism. - The rollers will not need lubricating.
- The door locking mechanism will need cleaning and lubricating with light machine oil once a year.
- All surfaces should be cleaned with mild soapy water or a mild non-abrasive window washing solution (on the glass) with a soft sponge or cloth. Dry off with a soft cloth.

**PLEASE LEAVE WITH YOUR CUSTOMER**



**WINDOW  
WAREHOUSE**

Pioneering Service, Quality & Security