

**WINDOW
WAREHOUSE**

Pioneering Service, Quality & Security



Quote/Order Form

Quote Order

Company	Account No.
Address	Contact Name
	Job Reference
	Requested Delivery Date
Postcode	Telephone

Metrotile

Colour	<input type="checkbox"/> White <input type="checkbox"/> Brown
Finish	<input type="checkbox"/> Caramel <input type="checkbox"/> Black
	<input type="checkbox"/> Other (please specify)
Metrotile Ridge Hip	<input type="checkbox"/> Small <input type="checkbox"/> Large

See colour chart for correct colour and finish reference.

Tapco Tile

Colour	<input type="checkbox"/> White <input type="checkbox"/> Rosewood
	<input type="checkbox"/> Golden Oak
	<input type="checkbox"/> Other (please specify)

See colour chart for correct colour reference.

Velux Roof Light

<input type="checkbox"/> 550mm x 780mm	<input type="checkbox"/> White Internal Finish
<input type="checkbox"/> 550mm x 980mm	<input type="checkbox"/> Opening Pole
<input type="checkbox"/> 550mm x 1180mm	<input type="checkbox"/> Pine Internal Finish

Roof Pitch

15° 20° 25° 30°

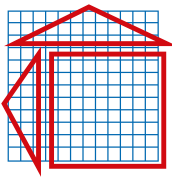
Use the grid below to draw a sketch of your roof design providing all dimensions in MILLIMETRES. All sizes are INTERNAL SIZES.

Show down pipe position with ☒.

Please indicate all walls and box gutters if required.

I accept full responsibility even if the order has been completed by a Window Warehouse representative. Sizes shown are manufacture sizes and I therefore authorise Window Warehouse to proceed with manufacture. I have read and accepted the terms and conditions of sale as per Window Warehouse website.

Print Name
Date
Sign






Quote/Order Form



Metrotile Shingle Design

Metrotile Shingle Colour and Finish Options











Colour	Name	Code
	Antique Red	MS1
	Moss Green	MS2
	Ebony	MS3

Colour	Name	Code
	Charcoal	MS4
	Burnt Umber	MS5



Tapco Slate Design

Tapco Slate Options

Colour	Name	Code
	Pewter Grey	TS1
	Stone Black	TS2
	Plumb	TS3
	Brick Red	TS4
	Chestnut Brown	TS5
	Mist Grey	TS6
	Brandy Wine	TS7
	Red Rock	TS8
	Olive	TS9
	Sage Green	TS10

Colour	Name	Code
	Grey/Black Blend	TS11
	Evergreen	TS12
	Ash Grey	TS13
	Granite	TS14
	Graphite	TS15
	Nottingham (Tapco Mix)	TS16
	Concord (Tapco Mix)	TS17
	Coachman (Tapco Mix)	TS18
	Brunswick (Tapco Mix)	TS19
	Wintergreen (Tapco Mix)	TS20

Window Warehouse Ltd

Head Office: Unit 1, Dragon Industrial Estate, Fitzherbert Road,
Farlington, Portsmouth, Hampshire PO6 1SQ

Tel: 023 9232 7744 Fax: 023 9232 6611

E-mail: sales@window-warehouse.co.uk

www.window-warehouse.co.uk